

 **Log on to the Web App on your Laptop or Desktop Computer**

Visit <https://my.saferschoolsengland.co.uk> on your chosen browser.



School Staff can book a place on our online training webinars for free.

 **Downloading the App onto your Phone or Tablet**



 If you are using an iOS device, visit the Apple App Store and search 'Safer Schools England'.

 If you are using an Android device, visit the Google Play Store and search 'Safer Schools England'.



View our Training sessions
training.ineqe.com/events



TEACH HUB

Download free teaching resources
oursaferschools.co.uk/teachhub


Create an Account

Follow these steps on either a desktop or mobile device.

Step 1

 Open your browser and type the URL shown into the bar at the top.





 Launch the app by tapping the icon on your home screen. Then select *your role*.

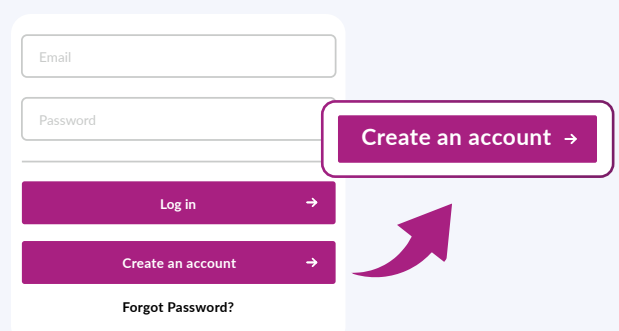


Step 2

 Click the 'Register here' blue text under the 'Login' button to access the register screen.



 On the next screen, tap the 'Create an account' button.



Step 3




Type in your information (name, email and password), then click 'Create Account' or tap 'Register'.

Create Account

Step 4



Read through the Terms and Conditions, then click 'Accept'.



Accept

Your account has now been created, and can be used to log in to both the mobile and web app platforms!

Add a School

Follow these steps on either a desktop or mobile device.

Step 5



Click the 'Please select an organisation' dropdown menu and find your school.

Add Role

Enter the role's 4-digit code provided by your admin:



Tap the 'Search Bar', type in the name of your school and then tap 'Continue'.

Step 6



Scan the QR Entry code or enter the four-digit pin number provided by your School.



Scan QR Code



SAFER SCHOOLS ENGLAND

2 min ago

Don't forget to accept push notifications to stay up to date!

Check out our support articles for step-by-step instructions and video based help!

Need Support?